


Micro Adjust

Push-Pull Control Head



Control Head Industrial

Micro Adjust control heads are ideal for remote operation of a throttle, regulating valve, or other applications needing precise adjustment capabilities. Depressing the center button allows pushing or pulling the knob to make course travel adjustments. A flexible dust seal protects the internal release mechanism. Rotating the knob clockwise extends the output in the finite mode, and counter-clockwise retracts. Four and one-half turns results in 1" of linear travel. The maximum recommended load is 20lbs. Normal vibration does not affect the micro adjust setting. An optional friction lock accessory is available for applications where vibration is excessive. A disconnect feature and various output end configurations are available to suit a particular application. The ordering code and technical description show these choices.



Description:

Micro Adjust
Industrial Push-Pull
Control Head

Applications:

- Throttle control
- Regulating valve

Features:

- Load: 20lb maximum
- Travel: 3.00" maximum
- Threaded mount
- Friction lock
- Disconnect

Other Related Products:

- Twist Lock
- Non Lock

MicroAdjust


Material

- Plated Carbon Steel Corrosion-Proof Control Heads

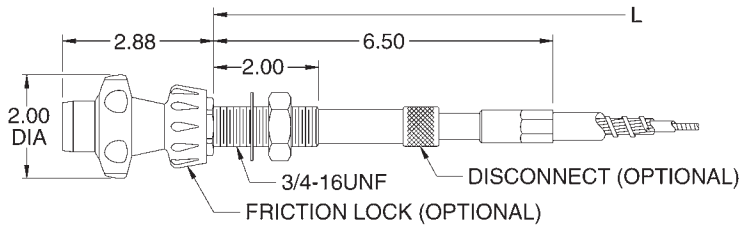
Suggested End Fittings

- See Hardware/End Fittings or Call Factory for More Information

Linking Motion & Control...
The Cablecraft Solution



All line art dimensions are represented in inches



Control Head Matrix

Control Head Matrix	Extended Dimensions	Non Lock VLD	Non Lock LD	Twist Lock	Micro Adjust	
	"A"	81V32		51V32	21V32DF	EXT
	1" 4.94"	81V42		51V42	21V42DF	
	2" 6.94"	86V32		56V32	26V32DF	UTL
	"A"	81V33		51V33	21V33DF	EXT
	1" 4.25"	81V43		51V43	21V43DF	
	2" 6.25"	86V33		56V33	26V33DF	UTL
	"A"		91L32	51L32	21L32DF	EXT
	1" 5.18"		91L42	51L42	21L42DF	
	2" 7.18"		96L32	56L32	26L32DF	UTL
	"A"		91L33	51L33	21L33DF	UTL
	1" 4.56"		91L43	51L43	21L43DF	
	2" 6.56"		96L33	56L33	26L33DF	UTL
		79V00		59V00	29V00	BRIS
		79V04		59V04	29V04	
		79V05		59V05	29V05	

Cablecraft * Ordering Codes

2 - 1 - L - 3 - 2 - DF - (6) - 3 - 120

Control Head Type _____

2 = Micro Adjust

Cable Type _____

1 = Low Friction -EXT 3 = Low Friction 6 = Utility 9 = Bristow

Cable Size _____

V = Very Light Duty L = Light Duty

Stainless Steel Options _____

0 = Carbon Steel Fittings

3 = with Stainless Steel End Rod

4 = with Stainless Steel End Rod, Support Tube and Innermember Armor

Output End Fittings _____

0 = See Illustration 2 = Threaded Swivel 3 = Grooved Swivel

Cable Options _____

D = Disconnect Feature F = Friction Lock Accessory

Seal Options (Use This Number Only if Requesting Optional Seals) _____

5 = Improved Model 5 Wiper Seal is Standard on Low Friction -EXT & Utility

6 = Model 6 Wiper Seal, Optional on All Controls

Cable Travel — 1" - 3" (For Output Fittings Style 2 & 3 Only) _____

Overall Length — (See Overall Length Dimension Points Indicated on Each Illustration) _____

WARNING!

Since the manufacturer is unable to determine all applications in which a part may be placed, it is the user's responsibility to determine the suitability of the part for its intended use. This is especially true where safety is a factor. Incorrect application or installation may result in property damage, bodily injury, or death. For technical assistance, call 260-749-5105.



Instrumentsales.com
Call - (800) 333-7976